

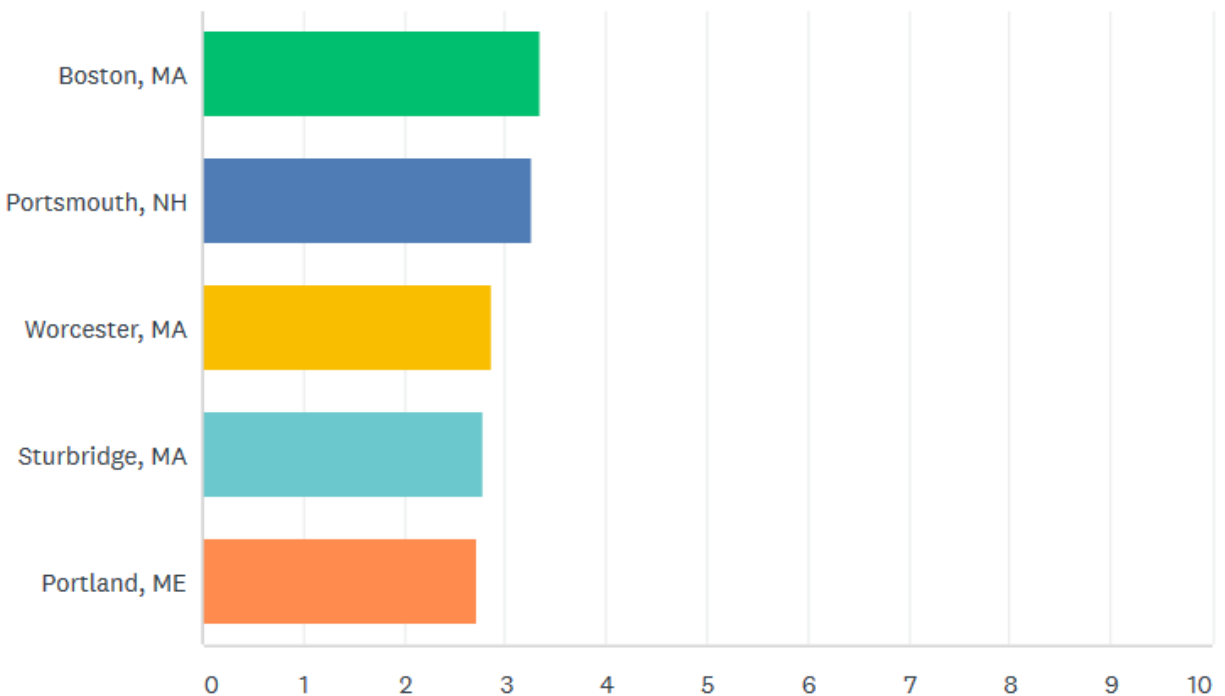
Where should we have NEURISA Day?

Results summary for the Spring 2018 NEURISA Member Survey



Q1: Please rank where you would like NEURISA Day 2018 held?

- Answered: 173
- Skipped: 0



Ranked Choice Results:

| | 1 | 2 | 3 | 4 | 5 | TOTAL | SCORE |
|------------------|--------------|--------------|--------------|--------------|--------------|-------|-------|
| ▼ Boston, MA | 28.32% 49 | 15.61% 27 | 31.79% 55 | 9.83% 17 | 14.45% 25 | 173 | 3.34 |
| ▼ Portsmouth, NH | 21.39% 37 | 25.43% 44 | 17.34% 30 | 30.64% 53 | 5.20% 9 | 173 | 3.27 |
| ▼ Worcester, MA | 15.61% 27 | 23.70% 41 | 15.03% 26 | 23.70% 41 | 21.97% 38 | 173 | 2.87 |
| ▼ Sturbridge, MA | 16.18% 28 | 17.92% 31 | 19.08% 33 | 22.54% 39 | 24.28% 42 | 173 | 2.79 |
| ▼ Portland, ME | 18.50% 32 | 17.34% 30 | 16.76% 29 | 13.29% 23 | 34.10% 59 | 173 | 2.73 |

Q2: Other suggestions for location?

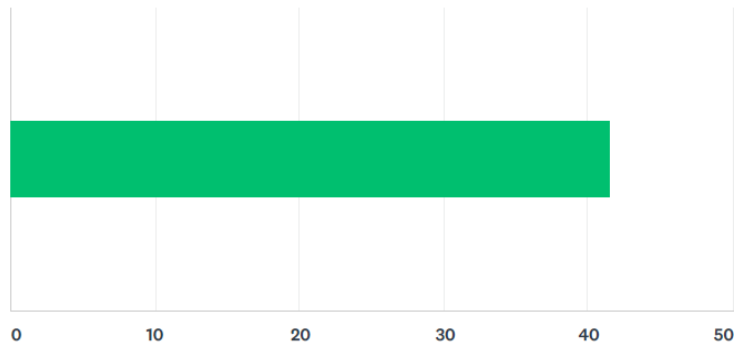
- Answered: 90
- Skipped: 83

Answer Summary Table

| <u>Location</u> | <u>State</u> | <u>Count</u> | <u>Location</u> | <u>State</u> | <u>Count</u> |
|-----------------|--------------|--------------|-------------------------|--------------|--------------|
| Providence | RI | 21 | Plymouth | MA | 2 |
| Hartford | CT | 9 | Brattleboro | VT | 1 |
| Newport | RI | 6 | Bridgeport | CT | 1 |
| Amherst | MA | 5 | Kingston | RI | 1 |
| Springfield | MA | 5 | Lebanon | NH | 1 |
| Cape Cod | MA | 4 | Lenox/Stockbridge | MA | 1 |
| Manchester | NH | 4 | Mohegan Sun, Uncasville | CT | 1 |
| Northampton | MA | 4 | New Haven | CT | 1 |
| Burlington | VT | 4 | North Central CT Region | CT | 1 |
| Mystic | CT | 3 | North Shore MA | MA | 1 |
| Lowell | MA | 3 | Norwalk | CT | 1 |
| Nashua | NH | 3 | Seacoast Maine | ME | 1 |
| Cambridge | MA | 2 | Seacoast NH | NH | 1 |
| Concord | NH | 2 | Waltham | MA | 1 |
| Durham | NH | 2 | West Hartford | CT | 1 |
| Fitchburg | MA | 2 | | | |

Q3: How far would you be willing to travel for NEURISA Day (Miles)?

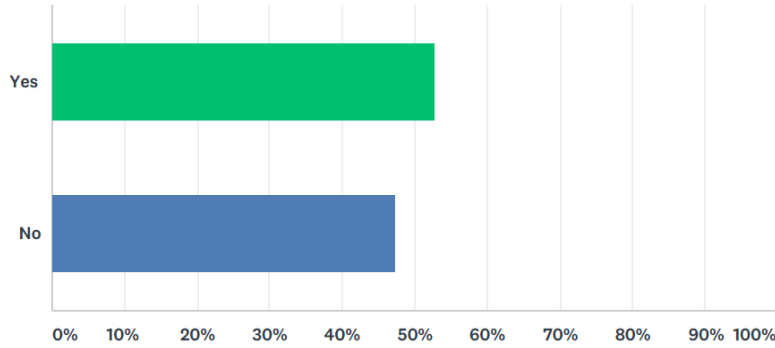
- Answered: 173
- Skipped: 0



| ANSWER CHOICES | AVERAGE NUMBER | TOTAL NUMBER | RESPONSES |
|------------------------|----------------|--------------|-----------|
| | 42 | 7,189 | 173 |
| Total Respondents: 173 | | | |

Q4: Have you previously attended NEURISA Day?

- Answered: 171
- Skipped: 2



| ANSWER CHOICES | RESPONSES | |
|----------------|-----------|-----|
| Yes | 52.63% | 90 |
| No | 47.37% | 81 |
| TOTAL | | 171 |